



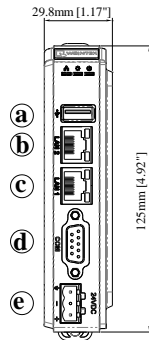
Feature

- Compact Design and DIN-rail Mountable
- Fan-less Cooling System
- Built-in 4GB Flash Memory and RTC
- One USB Host Port
- Gigabit Ethernet Port
- Supports MPI 187.5K
- Built-in Power Isolator
- Built-in EasyAccess 2.0 License
- Supports OPC UA Server

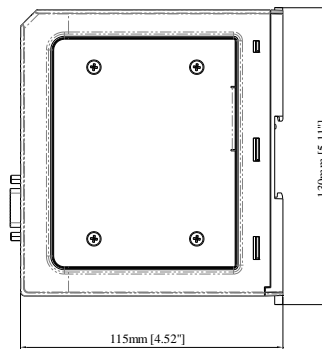
Memory	Flash	4 GB
	RAM	1 GB
Processor		Quad-core RISC
I/O Port	Micro SD Card Slot	Micro SD x1
	USB Host	USB 2.0 x 1
	USB Client	N/A
	Ethernet	LAN 1: 10/100/1000 Base-T x 1 LAN 2: 10/100 Base-T x 1
	COM Port	COM1: RS-232 2W COM2: RS-485 2W/4W COM3: RS-485 2W
	RS-485 Dual Isolation	N/A
	CAN Bus	N/A
	HDMI Output	N/A
	Audio Output	N/A
RTC		Built-in
Power	Input Power	24±20%VDC
	Power Isolation	Built-in
	Power Consumption	850mA@24VDC
	Voltage Resistance	500VAC (1 min.)
	Isolation Resistance	Exceed 50MΩ at 500VDC
	Vibration Endurance	10 to 25Hz (X, Y, Z direction 2G 30 minutes)
Specification	PCB Coating	Yes
	Enclosure	Plastic
	Dimensions WxHxD	29.8 x 130 x 115 mm
	Weight	Approx. 0.24 kg
	Mount	35mm DIN rail mounting
Environment	Protection Structure	IP20
	Storage Temperature	-20° ~ 60°C (-4° ~ 140°F)
	Operating Temperature	0° ~ 50°C (32° ~ 122°F)
	Relative Humidity	10% ~ 90% (non-condensing)
Certificate	CE	CE marked
	UL	cULus Listed
Software	EasyBuilder Pro	V6.07.01 or later versions
	Weincloud	EasyAccess 2.0 (Built-in), Dashboard (Optional)
	CODESYS®	Optional

* CODESYS® is a trademark of 3S-Smart Software Solutions GmbH

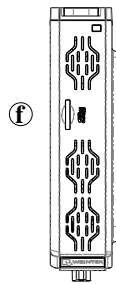
Dimensions



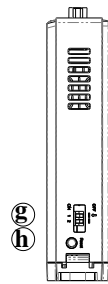
Front View



Side View



Top View



Bottom View

a	USB Host Port	f	Micro SD Card Slot
b	LAN 2	g	DIP Switch
c	LAN 1	h	Reset Button
d	COM1: RS-232 2W, COM2: RS-485 2W/4W, COM3: RS-485 2W		
e	Power Connector		

Ordering Information

cMT-SVRX-822:

4GB flash memory, 1GB RAM on board,
10/100/1000M Ethernet port x 1,
10/100M Ethernet port x 1,
Built-in EasyAccess 2.0 License

Optional:

RZ0CDS000: CODESYS activation card & license sticker

Pin Assignment:

COM1 [RS232], COM2 / COM3 [RS485], 9 Pin, Male, D-sub

PIN#	COM1 [RS-232] 2W	COM2 [RS-485]		COM3 [RS-485] 2W
		2W	4W	
1				Data+
2	RxD			
3	TxD			
4				Data-
5	GND			
6		Data+	Rx+	
7		Data-	Rx-	
8			Tx+	
9			Tx-	