

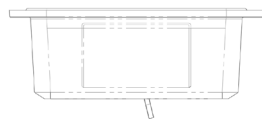


Features

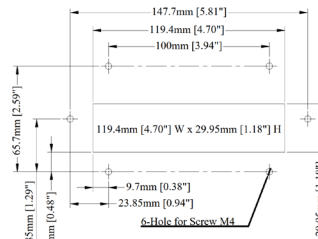
- Mounted outside the control cabinet, with all terminal connections housed inside
- IP66-rated protection

I/O Port	Cable Connector	1
	Wiring Terminal	2
Specification	Enclosure	Plastic
	Dimensions WxHxD	157.9x 75.9 x 55.2 mm
	Panel Cutout	119.4 x 29.95 mm
	Weight	Approx. 0.2 kg
	Mount	Use six M4 screws, mounting hole size is 4.6 mm
Environment	Protection Structure	UL Type 4X (indoor use only) / NEMA4 / IP66 Compliant Front Side
	Storage Temperature	-20° ~ 60°C (-4° ~ 140°F)
	Operating Temperature	0° ~ 55°C (32° ~ 131°F)
	Relative Humidity	10% ~ 90% (non-condensing)
	Altitude	3,000 m
	Vibration Endurance	10 to 25Hz (X, Y, Z direction 2G 30 minutes)
Certificate	CE	CE marked
	UL	cULus Listed

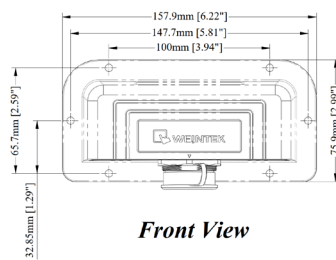
Dimensions



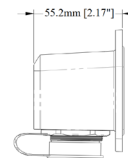
Top View



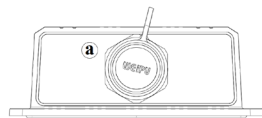
Cutout Dimensions



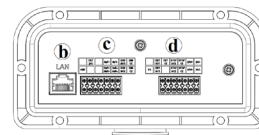
Front View



Side View



Bottom View



Connection

a	Cable Connector
b	LAN
c	Wiring Terminal
d	Wiring Terminal

Ordering Information

- ❑ **cMT3106XM06:**
10.1" 1024 x 600 WVA LCD Handheld HMI, Built-in 4GB Flash / 1GB RAM, 6m Cable
- ❑ **cMT3106XM10:**
10.1" 1024 x 600 WVA LCD Handheld HMI, Built-in 4GB Flash / 1GB RAM, 10m Cable

Optional:

- ❑ **cMT-XM-ESP:** E-Stop Bypass Plug

Wiring Terminal Pin Assignment

c Wiring Terminal

GND	Detect		RS-485		3-Position Enable Switch	
	DET_24V		4W_TX+	4W_TX-	ENABLE NO_1	ENABLE COM_1
GND			2W_DATA+ 4W_RX+	2W_DATA- 4W_RX-	ENABLE NO_2	ENABLE COM_2

d Wiring Terminal

Ground	Key Switch		Emergency Stop Switch		24V Power	
	KEY NO_1	KEY COM_1	STOP NC_1	STOP COM_1	24V+	24V-
FG	KEY NC_1		STOP NC_2	STOP COM_2	24V+	24V-

Contact: WEINTEK IIOT LTD. Web: www.weintek.com

cMT-XMBC_Datasheet_ENG_20260203